



SUPAIR - VLD
Laurent Chiabaut
Parc Altais
34 rue Adrastée
74650 Chavanod
France

Test CERTIFICATE

The under mentioned sample of paraglider harness has been tested successfully in accordance with following standards:

- European Standard:
 - o EN 1651 September 1999
 - o EN 12491 March 2001

Certificate number:..... **PH 106.2014**
 Manufacturer:..... **SUPAIR - VLD**
 Model..... **Delight 2**
 Size:..... **Medium**
 Maximum certified pilot weight in flight:..... **120 kg**
 Weight of the harness:..... **2.5 kg**

Best Regards,

Villeneuve, November 28, 2014

Alain Zoller



SUPAIR - VLD
Laurent Chiabaut
Parc Altais
34 rue Adrastée
74650 Chavanod
France


Test ZERTIFIKAT

Das nachfolgende Baumuster eines Gleitschirm-Gurtzeuges wurde erfolgreich auf seine Erfüllung des folgenden Standards getestet:

- 2. DV LuftGerPV §1, Nr. 7 c

Nummer Zertifikat:..... **GZ 106.2014**
Hersteller:..... **SUPAIR - VLD**
Modell:..... **Delight 2**
Größe:..... **Medium**
Maximales Startgewicht:..... **120 kg**
Eigengewicht Gurtzeug:..... **2.5 kg**

Mit freundlichen Grüßen,
Villeneuve, November 28, 2014


Alain Zoller



Test Report

This test report describes the test results of the below mentioned paragliding harness.

All the tests were carried out by:

Air Turquoise SA, official test laboratory of Switzerland.

para-test.com



paragliding by air turquoise

Standards

Tests were carried out in conformity with the following standards:

- 2. DV LuftGerPV §1, Nr. 7 c (*note: in what follows this will be abbreviated by "LTF")
- European Standard EN1651 September 1999 (*note in what follows this will be abbreviated by "EN")
- European Standard EN12491 September 2001 (*note in what follows this will be abbreviated by "EN12491")

Harness details

Manufacturer:	SUPAIR - VLD
Harness model:	Delight 2
Size:	Medium
Harness Weight:	2.5 kg
Maximum certified pilot	120 kg
Impact protection type:	Foam 15 cm
Harness type:	ABS
Test responsible:	Alain Zoller
Test place:	Villeneuve
Test date:	November 28, 2014
Test room temp & humidity:	221.8° C; 46 %rel
Certification number EN:	PH 106.2014
Certification number LTF:	GZ 106.2014

page 1 of 4

Air Turquoise SA certified by



Air Turquoise S.A. - Certification of paraglider equipment
 Tested in accordance with EN 1651:1999 and 2.DV LuftGerPV§1, Nr.7c

Prepared by RE
 Rev.0, 25.01.2011
 No. 71.9.3



Test summary

A. STRUCTURAL STRENGTH TESTS

A test plan was set up in order to execute the different tests in an efficient order. The table below summarizes this test plan together with the applicable standards and results.

Test ID	TESTED ?	Standard Ref.		TEST setup	Anchoring		Forces		Min. Test duration [sec]	Result
		EN	LTF		Attach - ment points	Dummy	Req. Load in g	Min. force [N]		
1	✓	5.3.2.1	4.2.1.a	Default flying position	2 main attachment points	Hip fixated	6g	6000	10	OK
2	✓	5.3.2.2					9g	9000	5	OK
3	✓	5.3.2.7	4.2.1.b	Default, landing position	2 main att. points	Hip fixated, landing conf.	6g	6000	10	OK
4	✓						15g	15000	5	OK
5	✓	5.3.2.4	4.2.1.a rescue	Rescue	2 rescue att. Pnts.	Hip fixated	9g	9000	10	OK
6	✓						15g	15000	5	OK
7	✓	5.3.2.3	4.2.1.b rescue	Rescue, landing	ONE main att.	1 central hip fixation	6g	6000	10	OK
8	✓						3g	3000	10	OK
9	✓	5.3.2.5	4.2.1.d	Towing	2 main att. + 2 tow att.	None	5g	5000	10	n/a
10	✓	5.3.2.6	4.2.1.c	Default, Negatif	One main att.	Head fix.	4.5g	4500	10	OK
11	✓	6g					6000	10	OK	
12	✓	5.3.2.6	4.2.1.c rescue	Upside down rescue	2 rescue att. downw.	Head fix.	6g	6000	10	OK
							6g	6000	10	OK

B. HARNESS PROTECTION SHOCK TEST

Most paraglider harnesses are equipped with a protection device that damps the shock on the pilot's spine during a hard landing.

Shock impact tests have to be executed on these harnesses in order to prove the damping characteristics of it.



Test ID	TESTED ?	Standar	TEST setup	Anchoring		Impact			Result	
		Ref.:		Attach-	Dummy	Max. tolerated	Max Peak impact	Impact duration of		Impact duration of
		LTF		ment		peak	measured	+ 38 g (if any)	+ 20 g (if any)	
				points		in g		recorded:	recorded:	
PRO TECT 1	✓	5.1.1	Default flying position	Test dummy is attached to the harness like a pilot in flight.		+50g	44.07	6.71	18.47	OK

C. RESCUE DEPLOYMENT RESISTANCE TEST

The deployment of the rescue system has to be ensured in all circumstances of flight. This test is to verify whether the force needed to deploy is in between reasonable limits.

Test ID	TESTED ?	Standar	TEST setup	Anchoring		Force for single hand deployment			Result
		Ref.		Attach-	Dummy	Min.	max.	Resistance	
		LTF		ment		force	measured		
				points		[N]	[daN]		
Resc depl	✓	6.1.5	Default flying position	Test responsible is attached to the harness like a pilot in flight. (no dummy required)		20 N	70 N	n/t	OK

D. RESCUE DEPLOYMENT STRAP STRENGTH TEST

The connection between handgrip and inner container has to have sufficient load capacity/structural strength in any situation that may arise during normal use. During this test is verified, whether this connection fulfill the requirements.

Test ID	TESTED ?	Standard	TEST setup	Minimum	Min.	Breaking	Result
		Ref.					
		EN			durati	measured	
		12491			on		
					[s]		
Resc strap	✓	6.1.8	5.3.2	700N	10	n/t	OK
		LTF					



After careful examination as explained in above mentioned test reports (from page 2 to page 18), the undersigned persons declare that the harness:

**SUPAIR - VLD
Delight 2
Medium**

Complied with:

- **European Standard EN 1651 September 1999**
And / or (if tested)
- **European Standard EN 12491 March 2001**
And / or (if tested)
- **2. DV LuftGerPV §1, Nr. 7 c**

Villeneuve, November 28, 2014

Place, Date


EN & LTF Testing center
Alain Zoller
www.para-test.com
Test responsible

page 4 of 4



Annex: detailed test reports

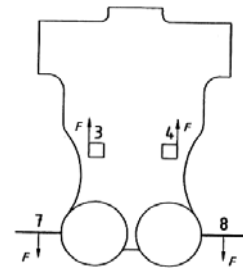
Harness Test **Test ID 1**

Item: Delight 2
Manufacturer: SUPAIR - VLD
Test place & date: Villeneuve November 28, 2014
Test responsible: Alain Zoller
Temp. [°C] & Humidity: 221.8° C; 46 %rel
Maximum certified pilot weight [kg]: 120 kg

Standard: EN 1651 & 2. DV LuftGerPV §1, Nr. 7 c
Test standard §: 5.3.2.1 (EN) & 4.2.1 a (LTF DV)

Test setup: Default flying position
Anchoring: Attachment points: Both main riser attachments (3, 4)
Dummy: Default, hip fixed (7, 8)

Required load in g : 9g (EN: 6g)
Minimum load [N]: 9000 N (EN: 6000 N)
Required test load in kg: **1080 kg**
Min. duration [s]: 10 s



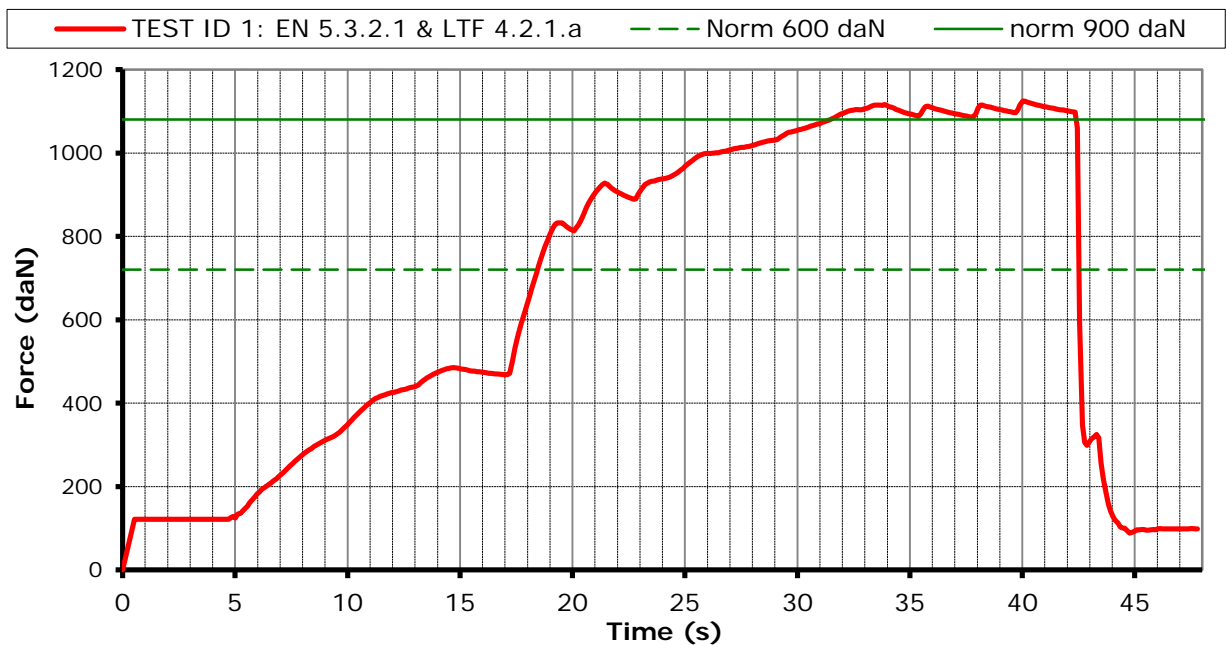
Results

Duration of maintained min. load [s]: **10.2 s**

Any signs of structural failure after this test: **No visible failure**

Test result: **Passed**

Graph:



Air Turquoise SA certified by



Air Turquoise S.A. - Certification of paraglider equipment
 Tested in accordance with EN 1651:1999 and 2.DV LuftGerPV§1, Nr.7c

Annex TEST ID 1
 Prepared by RE
 Rev.0, 25.01.2011
 No. 71.9.3

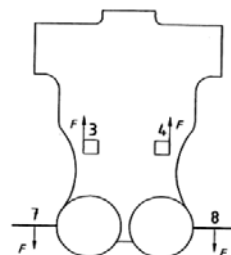


Harness Test

Test ID 2

Item:	Delight 2	
Manufacturer	SUPAIR - VLD	
Test place & date:	Villeneuve	November 28, 2014
Test responsible:	Alain Zoller	
Temp. [°C] & Humidity:	221.8° C; 46 %rel	
Maximum certified pilot weight [kg]:	120	kg

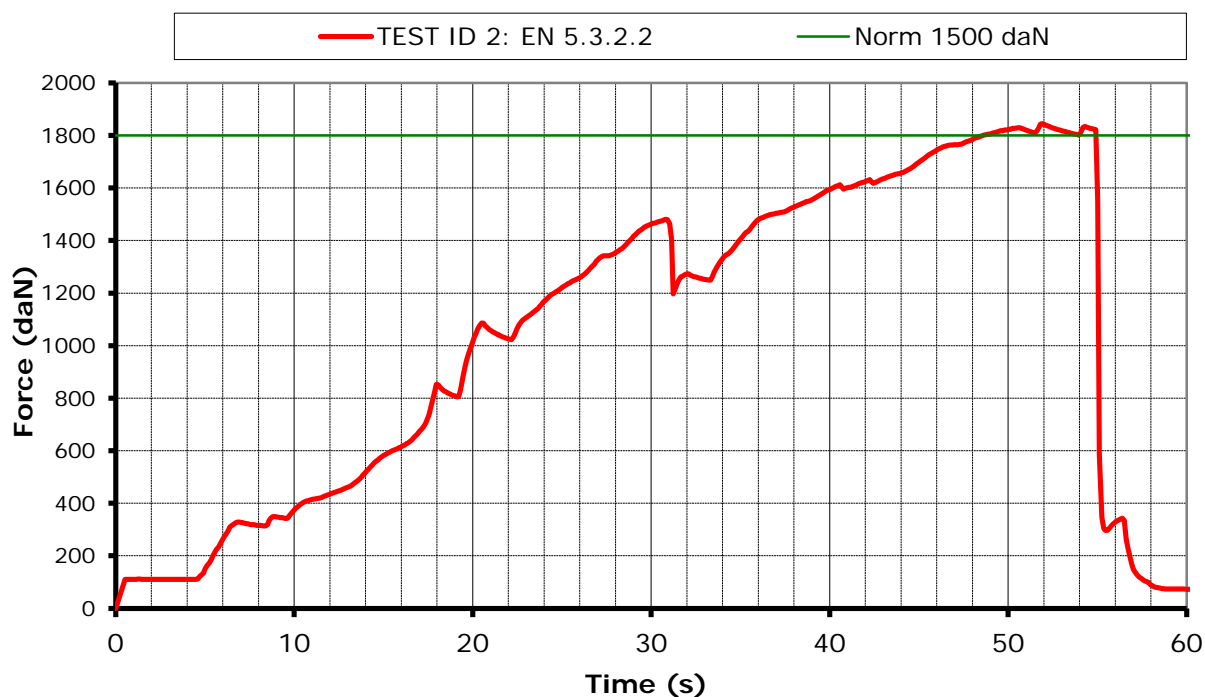
Standard	EN 1651	
Test standard §:	5.3.2.2	
Test setup:	Default flying position	
Anchoring: Attachment points:	Both main riser attachments (3, 4)	
Dummy:	Default, hip fixed (7, 8)	
Required load in g:	15	g
Min load [N]:	15 000 N	
Required test load in kg:	1800	kg
Min. duration [s]:	5s	



Results

Duration of maintained min. load [s]:	5.9 s
Any signs of structural failure after this test:	No visible failure
Test result:	Passed

Graph:



Air Turquoise SA certified by



Air Turquoise S.A. - Certification of paraglider equipment
Tested in accordance with EN 1651:1999 and 2.DV LuftGerPV§1, Nr.7c

Annex TEST ID 2
Prepared by RE
Rev.0, 25.01.2011
No. 71.9.3



Harness Test

Test ID 3

Item: Delight 2
 Manufacturer: SUPAIR - VLD
 Test place & date: Villeneuve November 28, 2014
 Test responsible: Alain Zoller
 Temp. [°C] & Humidity: 221.8° C; 46 %rel
 Maximum certified pilot weight [kg]: 120 kg

Standard: 2. DV LuftGerPV §1, Nr. 7 c

Test standard §: 4.2.1.b

Test setup: Flying position before landing: seat board (11) in landing position, leg straps (10) closed.

Anchoring: Attachment points: Both of the main riser attachments attached (3 and 4);

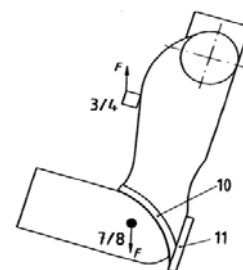
Dummy: Default, hip fixed (7, 8)

Required load in g: 6 g

Min load [N]: 6000 N

Required test load in kg: **720** kg

Min. duration [s]: 10 s



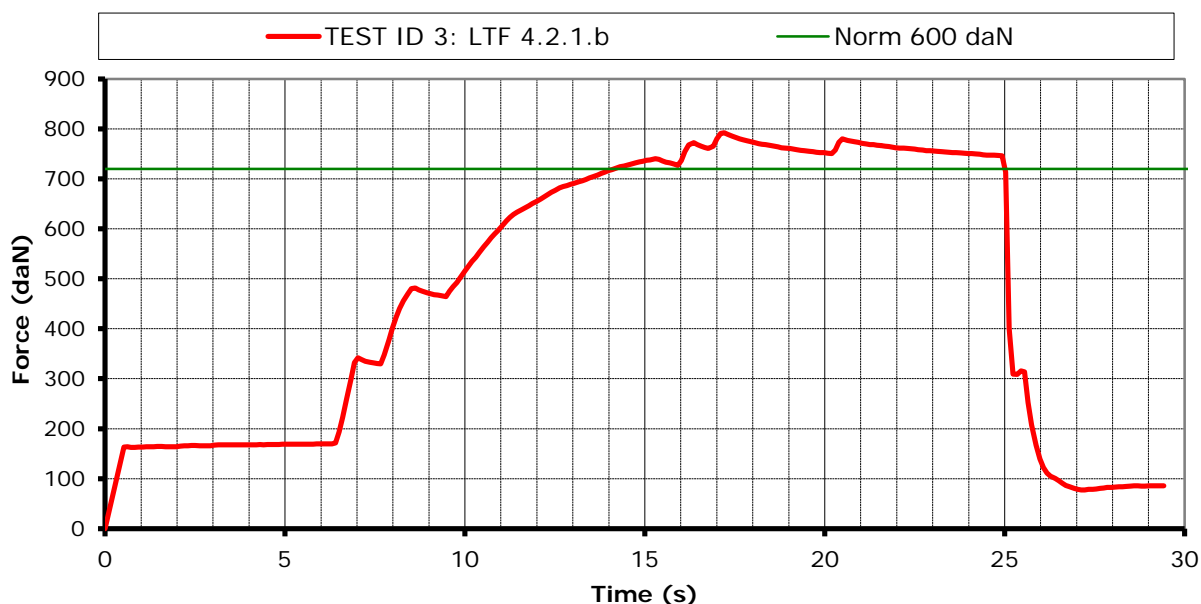
Results

Duration of maintained min. load [s]: **10.8 s**

Any signs of structural failure after this test: **No visible failure**

Test result: **Passed**

Graph:





Harness Test

Test ID 4

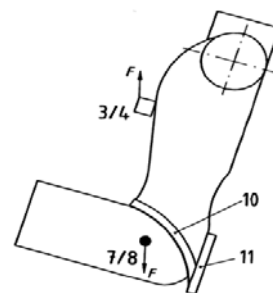
Item: Delight 2
 Manufacturer: SUPAIR - VLD
 Test place & date: Villeneuve November 28, 2014
 Test responsible: Alain Zoller
 Temp. [°C] & Humidity: 221.8° C; 46 %rel
 Maximum certified pilot weight [kg]: 120 kg

Standard: EN 1651
 Test standard §: EN 5.3.2.7

Test setup: Flying position before landing: seat board (11) in landing position, leg straps (10) closed.

Anchoring: Attachment points: Both of the main riser attachments attached (3 and 4);
 Dummy: Default, hip fixed (7, 8)

Required load in g: 15 g
 Min load [N]: 15 000 N
 Required test load in kg: **1800 kg**
 Min. duration [s]: 5 s



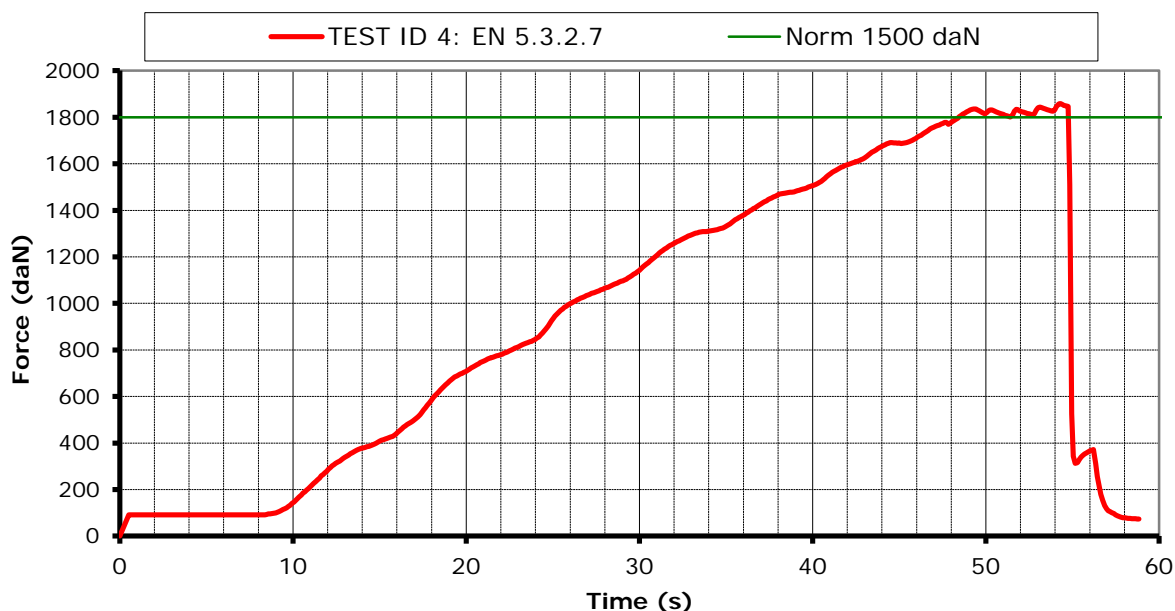
Results

Duration of maintained min. load [s]: **6.2 s**

Any signs of structural failure after this test: **No visible failure**

Test result: **Passed**

Graph:



Air Turquoise SA certified by



Air Turquoise S.A. - Certification of paraglider equipment
 Tested in accordance with EN 1651:1999 and 2.DV LuftGerPV§1, Nr.7c

Annex TEST ID 4
 Prepared by RE
 Rev.0, 25.01.2011
 No. 71.9.3



Harness Test

Test ID 5

Item: Delight 2
 Manufacturer: SUPAIR - VLD
 Test place & date: Villeneuve November 28, 2014
 Test responsible: Alain Zoller
 Temp. [°C] & Humidity: 221.8° C; 46 %rel
 Maximum certified pilot weight [kg]: 120 kg

Standard: 2. DV LuftGerPV §1, Nr. 7 c

Test standard §: 4.2.1.a rescue

Test setup: Rescue attachments

Anchoring: Attachment points: Rescue riser attachments (1,2)

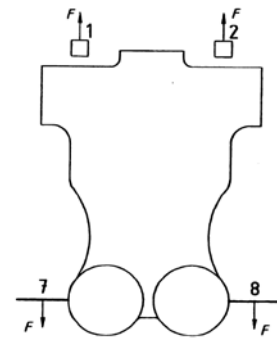
Dummy: Hip fixed (7, 8)

Required load in g: 9 g

Min load [N]: 9 000 N

Required test load in kg: **1080 kg**

Min. duration [s]: 10 s



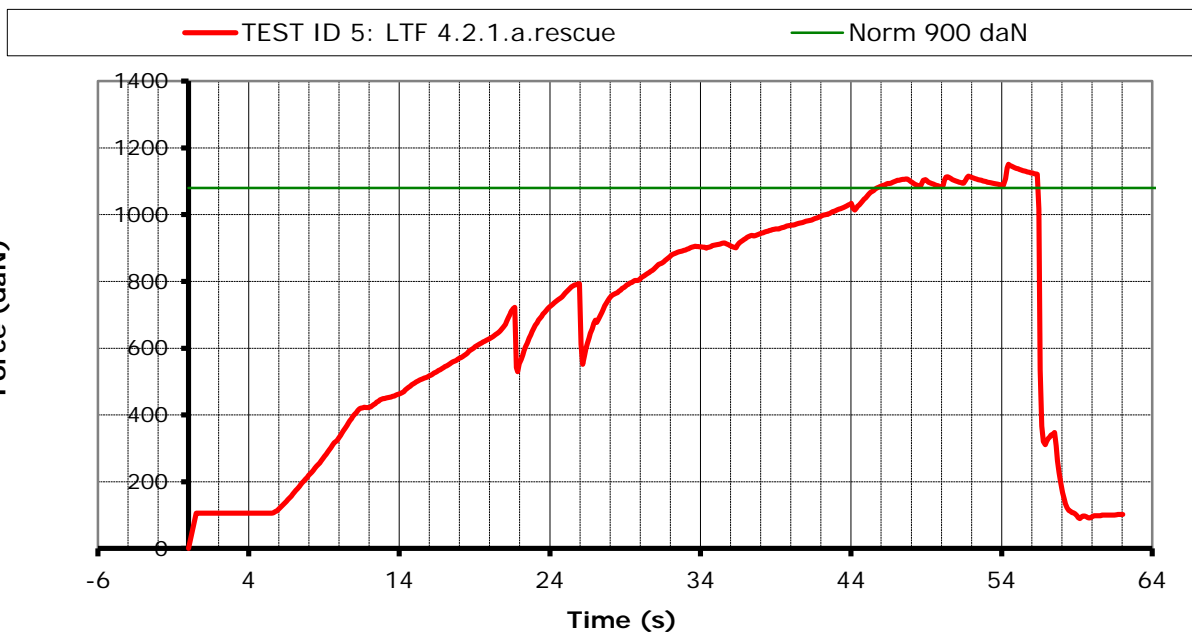
Results

Duration of maintained min. load [s]: **11.3 s**

Any signs of structural failure after this test: **No visible failure**

Test result: **Passed**

Graph:



Air Turquoise SA certified by



Air Turquoise S.A. - Certification of paraglider equipment
 Tested in accordance with EN 1651:1999 and 2.DV LuftGerPV§1, Nr.7c

Annex TEST ID 5
 Prepared by RE
 Rev.0, 25.01.2011
 No. 71.9.3

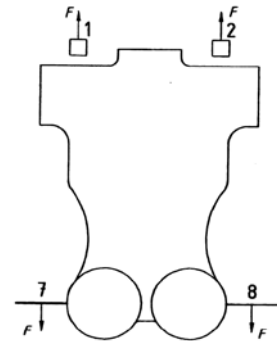


Harness Test

Test ID 6

Item: Delight 2
 Manufacturer: SUPAIR - VLD
 Test place & date: Villeneuve November 28, 2014
 Test responsible: Alain Zoller
 Temp. [°C] & Humidity: 221.8° C; 46 %rel
 Maximum certified pilot weight [kg]: 120 kg

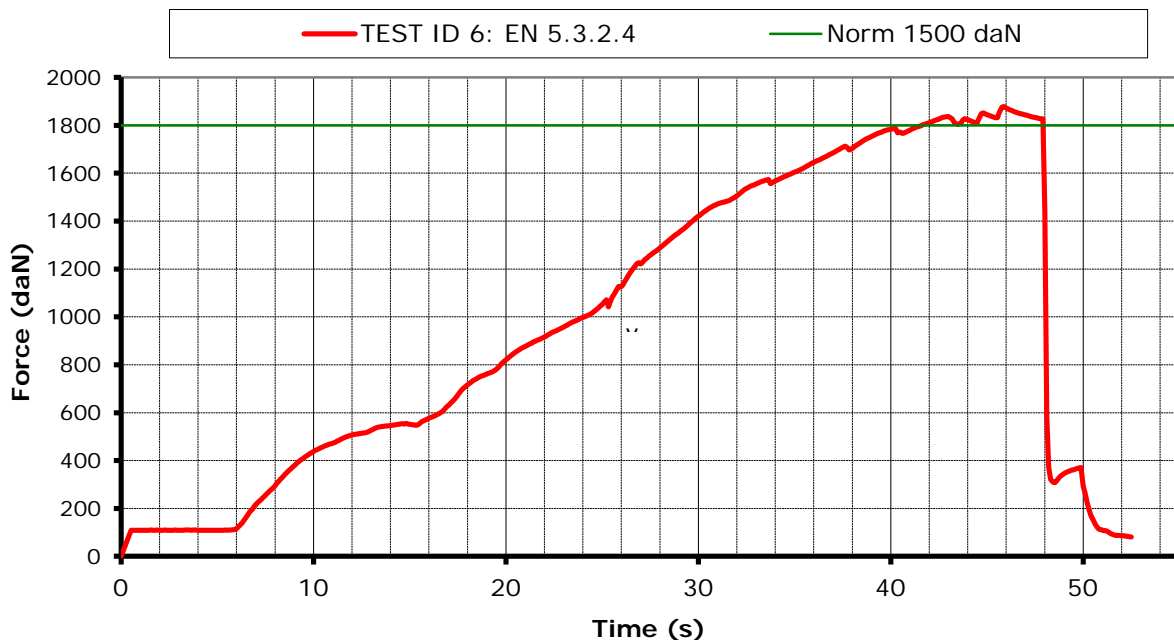
Standard: EN 1651
 Test standard §: 5.3.2.4
 Test setup: Rescue attachments
 Anchoring: Attachment points: Rescue riser attachments (1,2)
 Dummy: Hip fixed (7, 8)
 Required load in g: 15 g
 Min load [N]: 15 000 N
 Required test load in kg: **1800** kg
 Min. duration [s]: 5 s



Results

Duration of maintained min. load [s]: **5.8 s**
 Any signs of structural failure after this test: **No visible failure**
 Test result: **Passed**

Graph:



Air Turquoise SA certified by

ISO 9001
BUREAU VERITAS
Certification



Air Turquoise S.A. - Certification of paraglider equipment
 Tested in accordance with EN 1651:1999 and 2.DV LuftGerPV§1, Nr.7c

Annex TEST ID 6
 Prepared by RE
 Rev.0, 25.01.2011
 No. 71.9.3



Harness Test

Test ID 7

Item: Delight 2
 Manufacturer: SUPAIR - VLD
 Test place & date: Villeneuve November 28, 2014
 Test responsible: Alain Zoller
 Temp. [°C] & Humidity: 221.8° C; 46 %rel
 Maximum certified pilot weight [kg]: 120 kg

Standard: 2. DV LuftGerPV §1, Nr. 7 c

Test standard §: 4.2.1.b rescue

Test setup: Flying position before landing: seat board (11) in landing position, leg straps (10) closed.

Anchoring: Attachment points: Both of the rescue riser attachments attached (1 and 2);

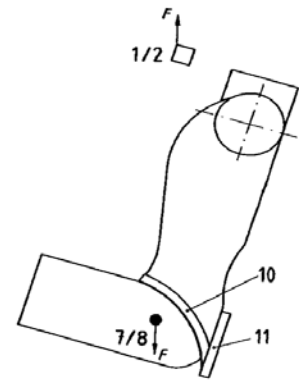
Dummy: Default, hip fixed (7, 8)

Required load in g: 6 g

Min load [N]: 6 000 N

Required test load in kg: 720 kg

Min. duration [s]: 10 s



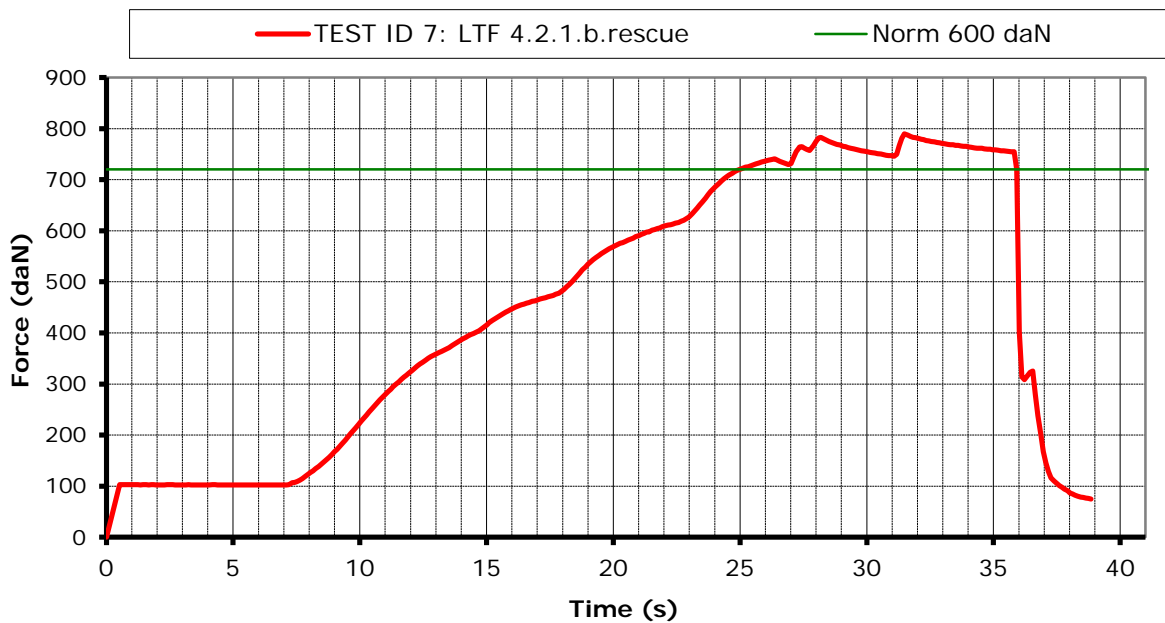
Results

Duration of maintained min. load [s]: **10.8 s**

Any signs of structural failure after this test: **No visible failure**

Test result: **Passed**

Graph:



Air Turquoise SA certified by



Air Turquoise S.A. - Certification of paraglider equipment
 Tested in accordance with EN 1651:1999 and 2.DV LuftGerPV§1, Nr.7c

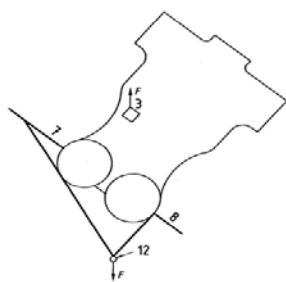
Annex TEST ID 7
 Prepared by RE
 Rev.0, 25.01.2011
 No. 71.9.3



Harness Test **Test ID 8**

Item: Delight 2
 Manufacturer: SUPAIR - VLD
 Test place & date: Villeneuve November 28, 2014
 Test responsible: Alain Zoller
 Temp. [°C] & Humidity: 221.8° C; 46 %rel
 Maximum certified pilot weight [kg]: 120 kg

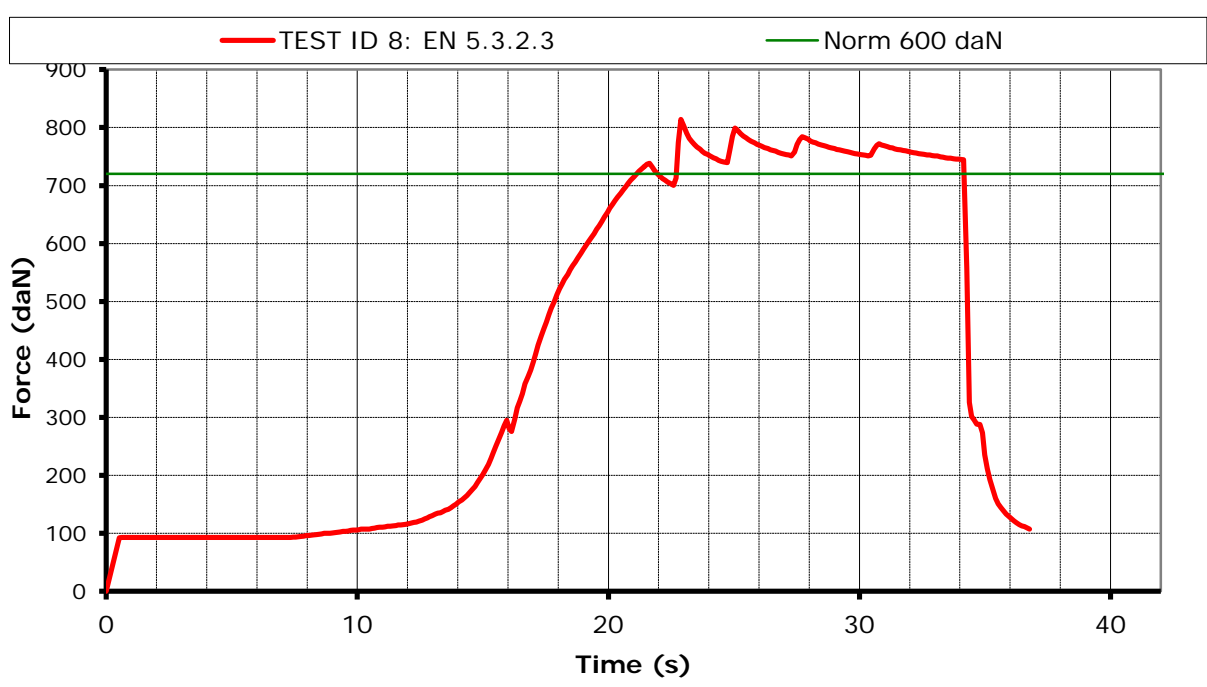
Standard: EN 1651
 Test standard §: 5.3.2.3
 Test setup: Only one riser attached
 Anchoring: Attachment points: One main riser attachments (3)
 Dummy: Hip fixed (7, 8 -> 12)
 Required load in g: 6 g
 Min load [N]: 6 000 N
 Required test load in kg: **720 kg**
 Min. duration [s]: 10 s



Results

Duration of maintained min. load [s]: **11.8 s**
 Any signs of structural failure after this test: **No visible failure**
 Test result: **Passed**

Graph:



Air Turquoise SA certified by



Air Turquoise S.A. - Certification of paraglider equipment
 Tested in accordance with EN 1651:1999 and 2.DV LuftGerPV§1, Nr.7c

Annex TEST ID 8
 Prepared by RE
 Rev.0, 25.01.2011
 No. 71.9.3

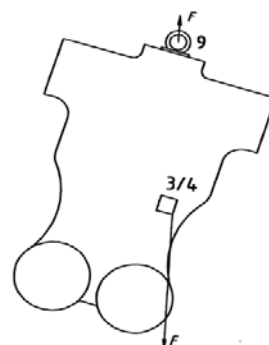


Harness Test

Test ID 10

Item:	Delight 2	
Manufacturer	SUPAIR - VLD	
Test place & date:	Villeneuve	November 28, 2014
Test responsible:	Alain Zoller	
Temp. [°C] & Humidity:	221.8° C; 46 %rel	
Maximum certified pilot weight [kg]:	120	kg

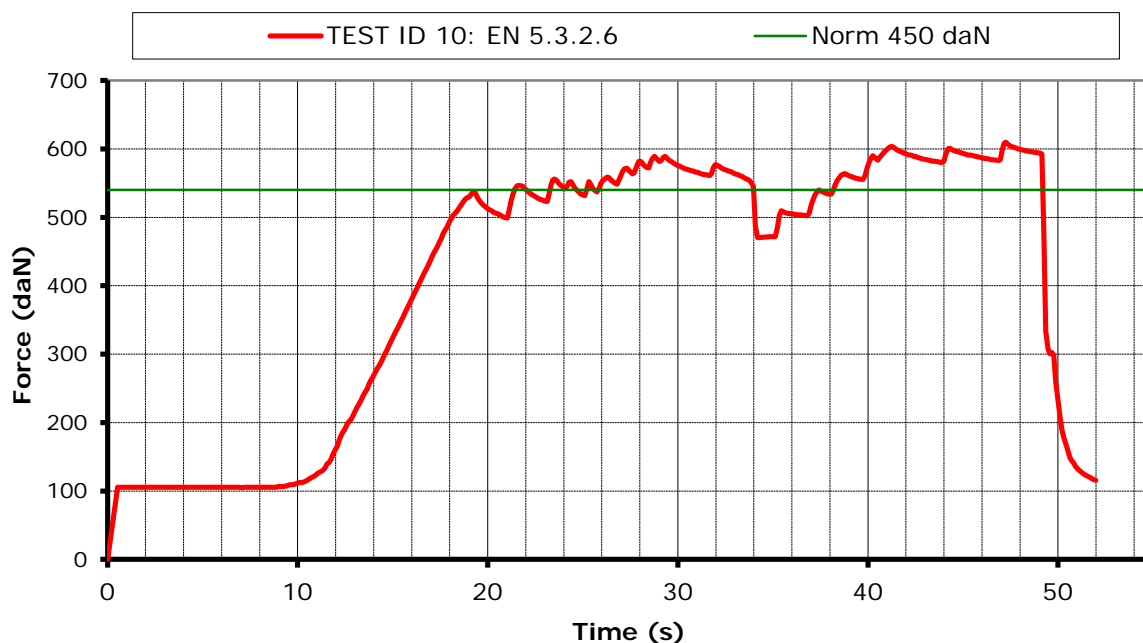
Standard	EN 1651	
Test standard §:	5.3.2.6	
Test setup:	Normal flying position in NEGATIF	
Anchoring: Attachment points:	ONE of the main riser attachments attached downwards(3 or 4);	
Dummy:	Dummy anchored at the head position (9)	
Required load in g:	4.5	g
Min load [N]:	4500 N	
Required test load in kg:	540	kg
Min. duration [s]:	10 s	



Results

Duration of maintained min. load [s]:	10.9 s
Any signs of structural failure after this test:	No visible failure
Test result:	Passed

Graph:



Air Turquoise SA certified by



Air Turquoise S.A. - Certification of paraglider equipment
Tested in accordance with EN 1651:1999 and 2.DV LuftGerPV§1, Nr.7c

Annex TEST ID 10
Prepared by RE
Rev.0, 25.01.2011
No. 71.9.3



Harness Test

Test ID 11

Item:	Delight 2	
Manufacturer	SUPAIR - VLD	
Test place & date:	Villeneuve	November 28, 2014
Test responsible:	Alain Zoller	
Temp. [°C] & Humidity:	221.8° C; 46 %rel	
Maximum certified pilot weight [kg]:	120	kg

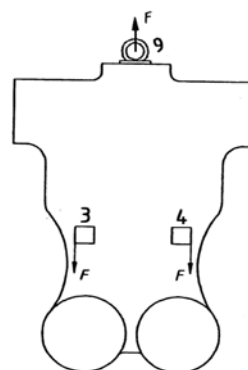
Standard 2. DV LuftGerPV §1, Nr. 7 c

Test standard §: 4.2.1.c

Test setup: Pilot upside down flying position

Anchoring: Attachment points: Both of the main riser attachments attached downwards (3 and 4);
Dummy: Dummy anchored at the head position (9)

Required load in g:	6	g
Min load [N]:	6 000 N	
Required test load in kg:	720	kg
Min. duration [s]:	10 s	



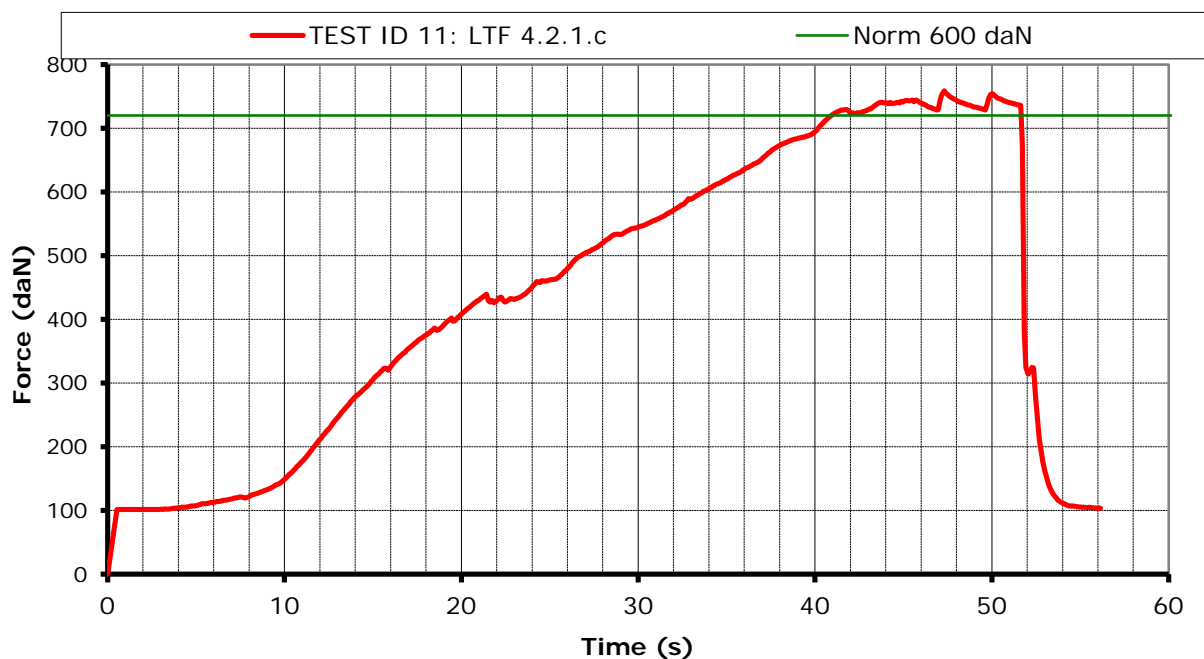
Results

Duration of maintained min. load [s]: **10.9 s**

Any signs of structural failure after this test: **No visible failure**

Test result: **Passed**

Graph:



Air Turquoise SA certified by



Air Turquoise S.A. - Certification of paraglider equipment
Tested in accordance with EN 1651:1999 and 2.DV LuftGerPV§1, Nr.7c

Annex TEST ID 11
Prepared by RE
Rev.0, 25.01.2011
No. 71.9.3



Harness Test

Test ID 12

Item: Delight 2
Manufacturer: SUPAIR - VLD
Test place & date: Villeneuve November 28, 2014
Test responsible: Alain Zoller
Temp. [°C] & Humidity: 221.8° C; 46 %rel
Maximum certified pilot weight [kg]: 120 kg

Standard 2. DV LuftGerPV §1, Nr. 7 c

Test standard §: 4.2.1.c rescue

Test setup: Pilot upside down flying position

Anchoring: Attachment points: Both of the rescue riser attachments attached downwards (1 and 2);

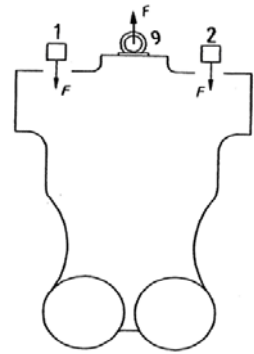
Dummy: Dummy anchored at the head position (9)

Required load in g: 6 g

Min load [N]: 6 000 N

Required test load in kg: **720 kg**

Min. duration [s]: 10 s



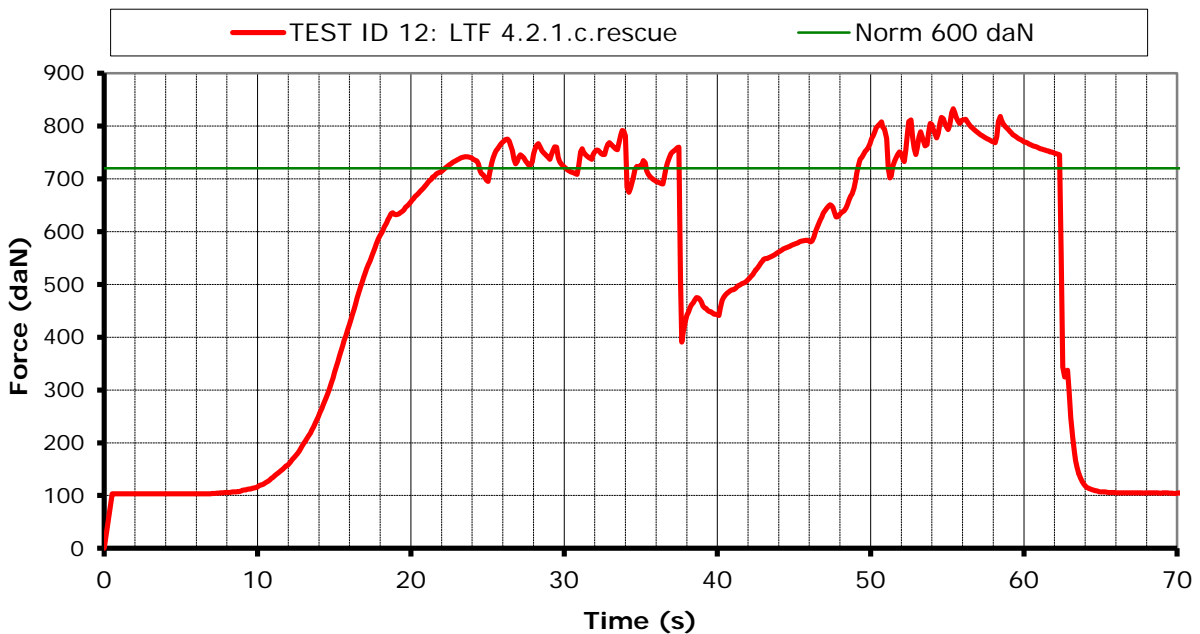
Results

Duration of maintained min. load [s]: **10.4 s**

Any signs of structural failure after this test: **No visible failure**

Test result: **Passed**

Graph:



Air Turquoise SA certified by



Air Turquoise S.A. - Certification of paraglider equipment
 Tested in accordance with EN 1651:1999 and 2.DV LuftGerPV§1, Nr.7c

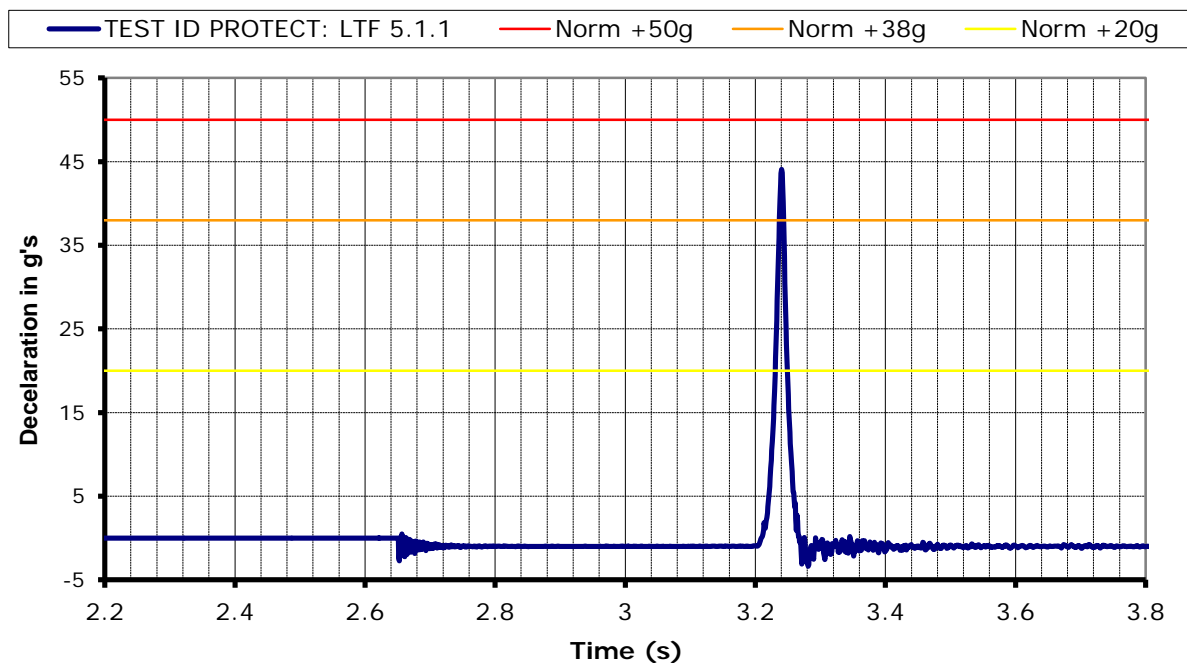
Annex TEST ID 12
 Prepared by RE
 Rev.0, 25.01.2011
 No. 71.9.3



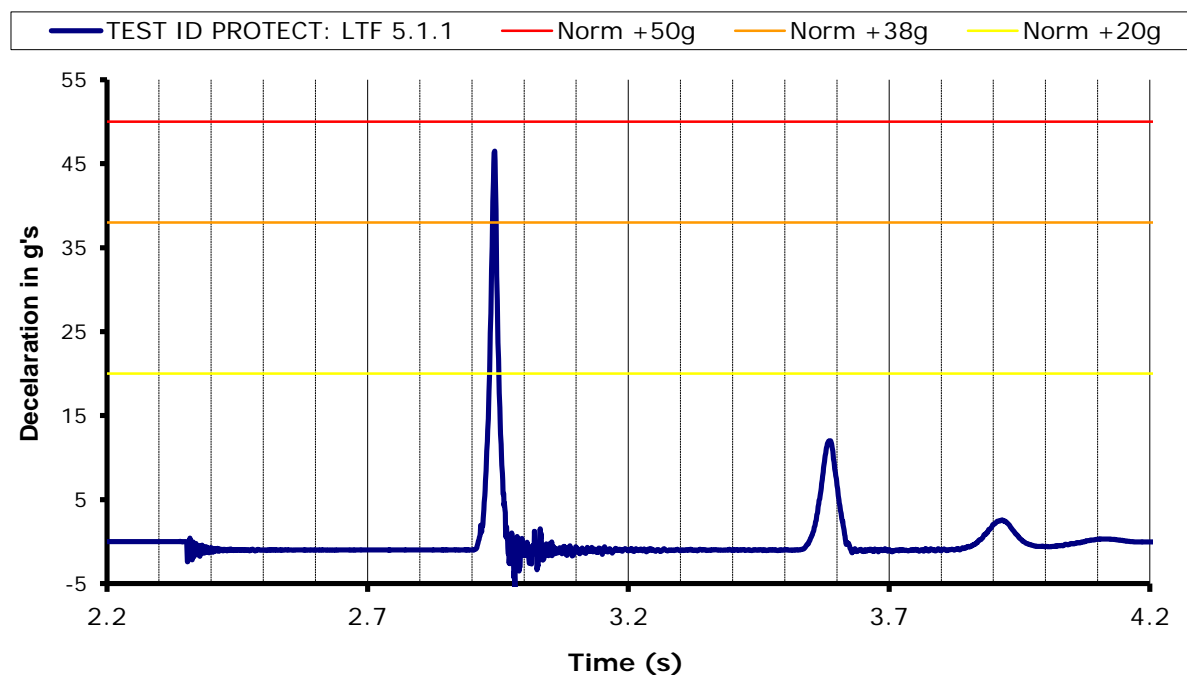
Protector shock test		Test ID Protect
Item:	Delight 2	
Manufacturer	SUPAIR - VLD	
Test place & date:	Villeneuve	November 28, 2014
Test responsible:	Alain Zoller	
Temp. [°C] & Humidity:	221.8° C; 46 %rel	
Maximum certified pilot weight [kg]:	120	kg
Standard	2. DV LuftGerPV §1, Nr. 7 c	
Test standard §:	5.1.1	
Test setup:	<p>Harness attached to protector test dummy, in a similar way like a real pilot in flight.</p> <p>Impact will be simulated by dropping the dummy from a certain height (with and without reserve).</p> <p>To simulate the "in-flight" conditions, the airbag is inflated with pressurized air equalling an airspeed of 7m/s. Inflation has to be stopped at least 5 sec before impact.</p> <p>Impact will be measured by an accelerometer mounted on the dummy. (Impact measured in g's)</p>	
Requirements:	Minimum height:	1.65 m (between lowest point test dummy and impact surface)
	Impact requirements:	+50g as absolute maximum; +38g during less than 7 msec; +20g during less than 25 msec.
	Repetitions:	The test will be performed 2 times, minimum 1 hour and maximum 2 hours after the first impact (with airbag protectors this pause is not necessary). The 2 Max-values should not differ more than 20%
Results		
<u>Shock test 1:</u>		
Impact at a height of 1.65m:	44.07	
Impact duration of + 38 g (if any):	6.71	
Impact duration of +20 g (if any):	18.47	
<u>Shock test 2:</u>		
Impact at a height of 1.65m:	46.46	
Impact duration of + 38 g (if any):	6.56	
Impact duration of +20 g (if any):	19.16	
Test Result:	Passed	



Graph 1:



Graph 2:



Air Turquoise SA certified by



Air Turquoise S.A. - Certification of paraglider equipment
 Tested in accordance with EN 1651:1999 and 2.DV LuftGerPV§1, Nr.7c

Annex TEST ID Protect 1
 Prepared by RE
 Rev.0, 25.01.2011
 No. 71.9.3



Rescue deployment resistance test		Test ID resc
Item:	Delight 2	
Manufacturer	SUPAIR - VLD	
Test place & date:	Villeneuve	November 28, 2014
Test responsible:	Alain Zoller	
Temp. [°C] & Humidity:	221.8° C; 46 %rel	
Maximum certified pilot weight [kg]:	120	kg
Standard	2. DV LuftGerPV §1, Nr. 7 c	
Test standard §:	6.1.5	
Test setup:	<p>The deployment of the rescue system has to be ensured in all circumstances, especially with a damaged glider.</p> <p>The pilot has to be able to deploy the rescue chute with a single pull out of the outer container, single handed and in an anatomical favorable direction.</p> <p>In order to simulate this, the test responsible deploys the rescue seated in the harness. In a similar way as in real flight. The deployment resistance is approximately measured by the load cell, which is placed between the hand of the test responsible and the rescue hand grip.</p> <p>On the other hand inadvertent deployment has to be fairly remote. Therefore a shear link has to withstand a minimum load.</p>	
Requirements:	<p>Max force for single hand deployment:</p> <p>Min force to prevent unwanted opening:</p>	<p>approx. 70 N</p> <p>approx. 20 N</p>
Results		
Measured peak to peak required force for deployment [daN]:	2.8 daN	
Comment:	Passed	
Graph:		

Air Turquoise SA certified by





Rescue deployment strap strength test

Test ID resc strap

Item: Delight 2
Manufacturer: SUPAIR - VLD
Test place & date: Villeneuve November 28, 2014
Test responsible: Alain Zoller
Temp. [°C] & Humidity: 221.8° C; 46 %rel
Maximum certified pilot weight [kg]: 120 kg

Standard EN 12491 & 2. DV LuftGerPV §1, Nr. 7 c

Test standard §: 5.3.2 (EN 12491) & 6.1.8 (LTF)

Test setup: The handgrip of the outer container has to be connected to the inner container with a removable loop in a way that it is possible to use the inner container with different types of outer containers.
 The connection between handgrip and inner container has to have sufficient load capacity/structural strength in any situation that may arise during normal operation.
 In order to verify this, the connection is tested on its tensile strength by a default tensile testing setup.
 In addition to this the breaking resistance will also be measured.

Requirements: Min. tensile strenght for 10 s: 700 N (= 70daN)

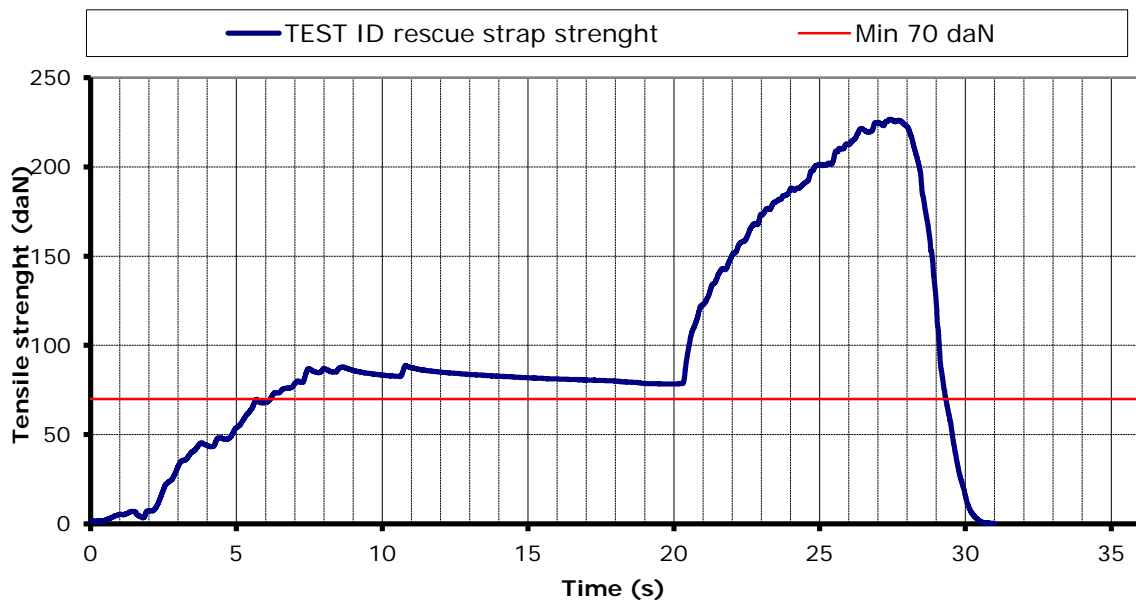
Results

Duration of maintained load [s]: 14 s

Breaking resistance [daN]: 226.7

Comment: Passed

Graph:



Air Turquoise SA certified by



Air Turquoise S.A. - Certification of paraglider equipment
 Tested in accordance with EN 1651:1999 and 2.DV LuftGerPV§1, Nr.7c

Annex TEST ID resc strap
 Prepared by RE
 Rev.0, 25.01.2011
 No. 71.9.3